



## Getting Started with the **simSchool 2.0** On-boarding Website

The simSchool 2.0 On-boarding site is your opportunity to become familiar with simulation based learning, sim character behaviors, and artificial intelligence before diving into the full simSchool experience. Activities you complete here will be tracked but will not impact your overall data and reporting on simschoool.org.


### Logging in

- 1 **Navigate to [www.onboarding.simschool.org](http://www.onboarding.simschool.org).**
- 2 Your account has been created for you. Use your university email address as your username.
- 3 Once you enter your username you will be asked to create your password.
- 4 At a later time, your instructor may direct you to visit [www.simschool.org](http://www.simschool.org). When you do, the username and password you've used on the On-boarding site will work. If you are unable to log in, please contact [support@simschool.org](mailto:support@simschool.org).

### What to do once you've logged: Watch and read to learn more about simSchool

- 1 **Notice the first section focused on student training:** Videos and Downloads.
- 2 Watch each of the videos  available and download and review the pdfs. 
- 3 Each resource is designed to help give you useful background on simSchool and knowledge on how to navigate the simulation playspace.

### Practice Teach in Training Modules: Watch and read to learn more about simSchool

- 1 **Notice the second section focused on student training:** Training Modules.
- 2 Play each of the modules listed.  Each module contains multiple simClasses.
- 3 Modules have been designed to scaffold your on-boarding experience by beginning with one student and culminating with a class of 20. By completing these modules you will gain valuable practice experience in classroom management, teaching diverse learners, and more. When you complete each module, make sure to download the available report and observations pdf for your records.